

Guidelines for Businesses

Reopening Tennessee Responsibly



Tennessee
Pledge

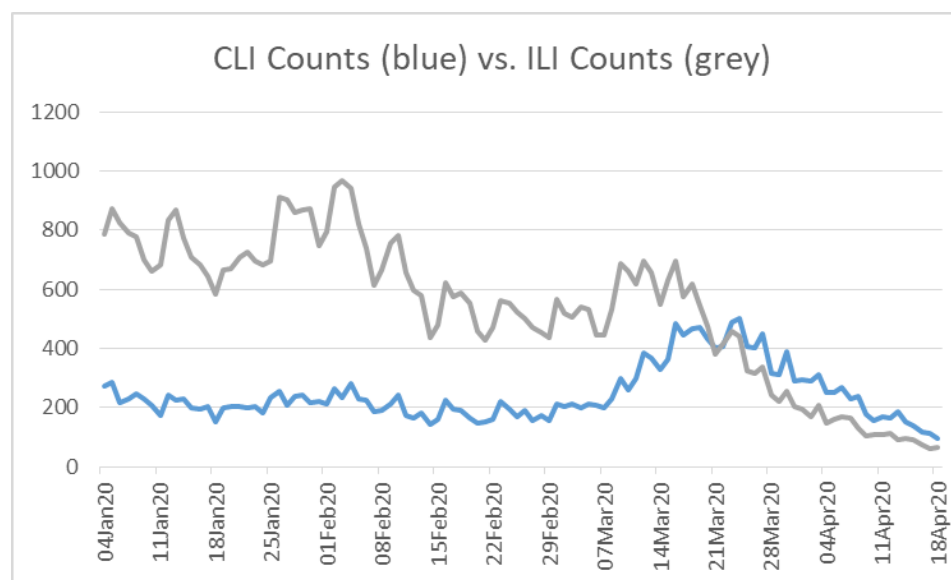


Our Health

In the weeks since Governor Bill Lee implemented the Safer at Home order, Tennessee mounted a significant effort to improve testing and healthcare capacity. The state has made steady progress to slow the spread of COVID-19.

Slowing COVID-19

- Influenza-like illness (ILI) has seen a steady decline since March 14.
- COVID-like illness (CLI) has seen a steady decline since March 25.
- (Source: Tennessee Dept. of Health)

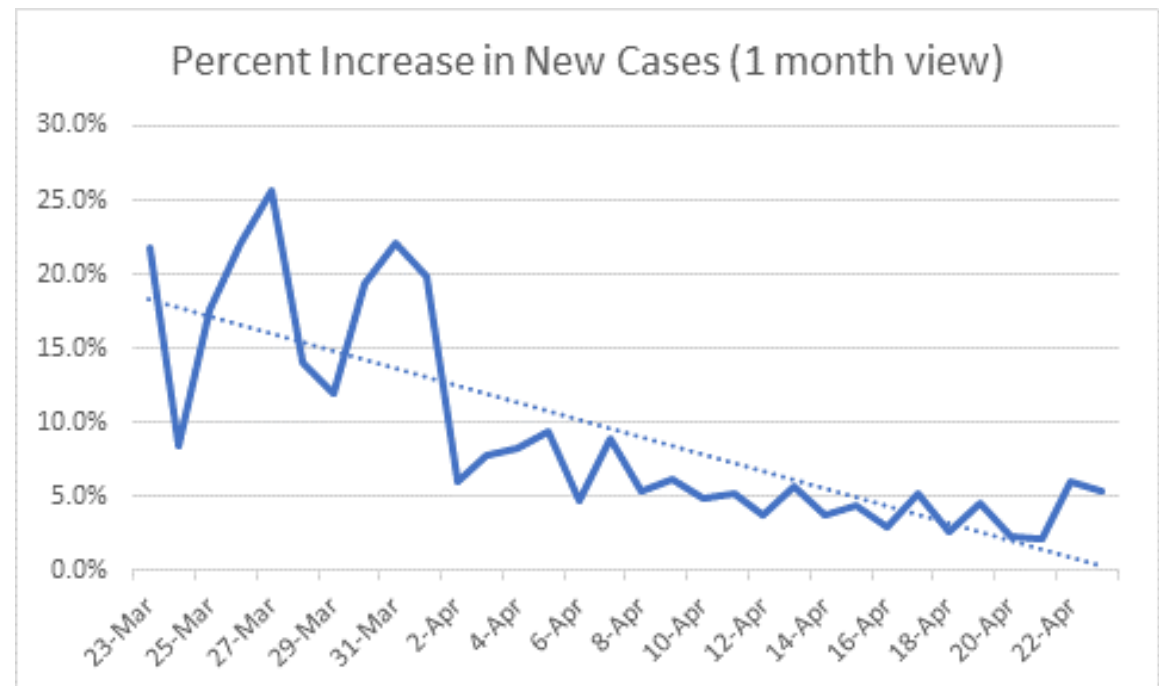


Our Health

In the weeks since Governor Lee implemented the Safer at Home order, Tennessee mounted a significant effort to improve testing and healthcare capacity. The state has made steady progress to slow the spread of COVID-19.

Slowing COVID-19

- Average daily growth rate has been stable for over 14 days
- Downward trajectory of positive tests as percentage of total tests since April 1.
- (Source: Tennessee Dept. of Health)



Our Economy

Even as the direct threat to Tennesseans' health has been mitigated, the threat to their livelihoods has increased. Research consistently demonstrates a strong association between unemployment and poorer health outcomes. Citizens have experienced devastating job losses across all 95 counties and diverse industry sectors.

413K
**TN Unemployment
Claims**

As a result of COVID-19 mitigation, Tennesseans filed 412,895 unemployment claims with the Department of Labor and Workforce Development between March 1 and April 18, 2020.

15%
**of TN Workers
Filed Unemployment**

While these challenges started first for many of the Tennesseans who work in entertainment, recreation and accommodation, they have now spread to impact almost every industry and every county across Tennessee.

Our Economy

Even as the direct threat to Tennesseans' health has been mitigated, the threat to their livelihoods has increased. Research consistently demonstrates a strong association between unemployment and poorer health outcomes. Citizens have experienced devastating job losses across all 95 counties and diverse industry sectors.

\$870M
Net Sales Lost by
TN Retailers in March

Some industries were impacted more dramatically than others, including: a \$408M decline in restaurant sales, \$177M decline in hotel and accommodation sales, \$218M decline in motor vehicle-related sales, and \$64M decline in entertainment and recreation sales year over year. April losses will be significantly greater.

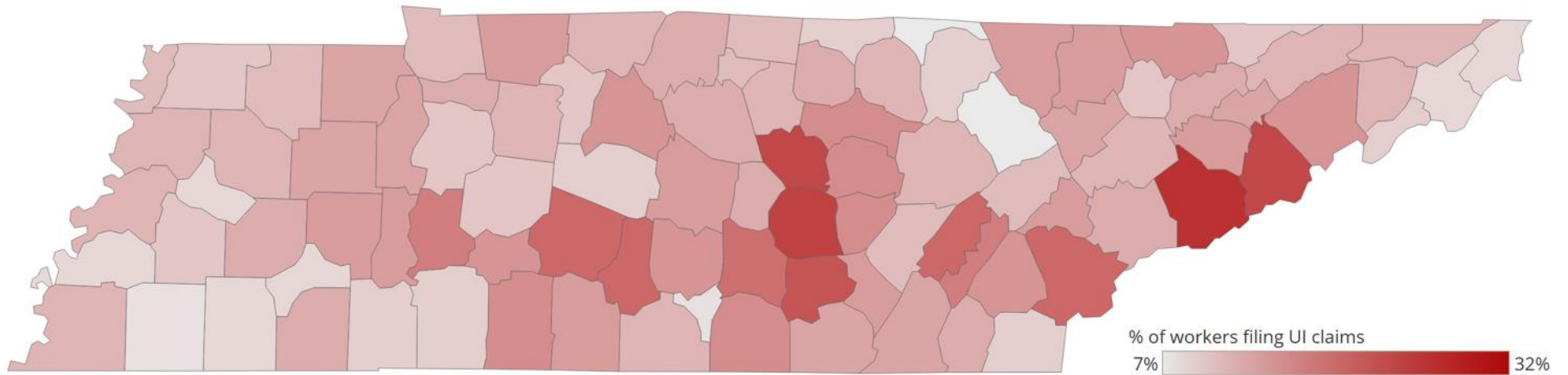
\$5B
of TN GDP
Lost in 2020

Tennessee Gross Domestic Product is projected to decline \$5 billion during 2020 as a result of closures and joblessness related to the pandemic, assuming businesses begin to reopen on May 1, 2020.

Our Economy

Share of Jobs Impacted by County

Unemployment claims as a share (%) of total county employment



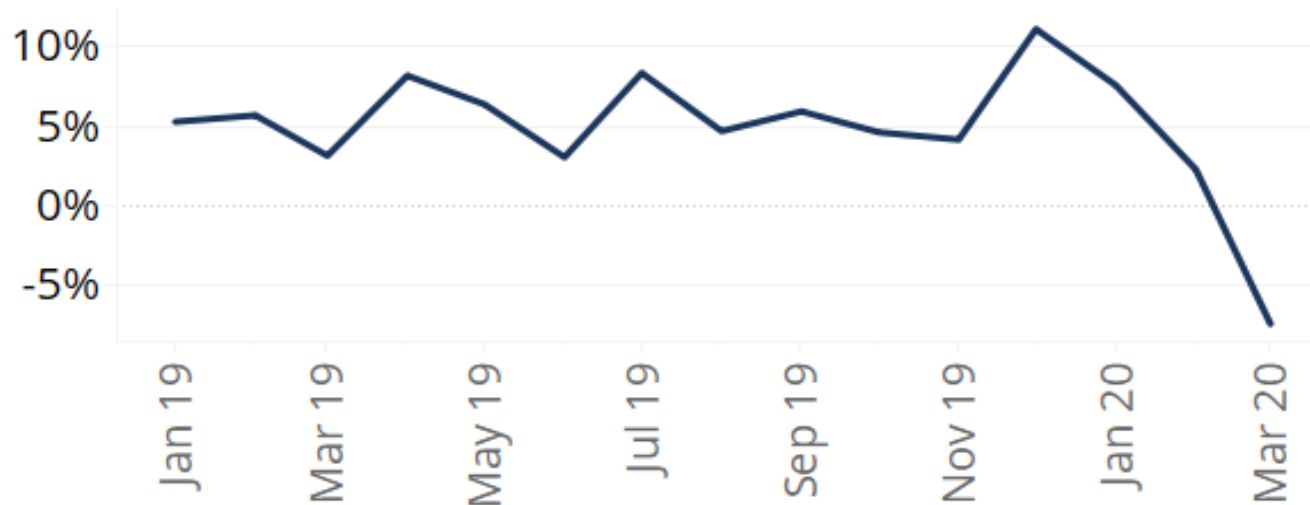
© 2020 Mapbox © OpenStreetMap

Source: Tennessee Department of Labor & Workforce Development, Initial Unemployment Insurance Claims (3/1/20 - 4/18/20) and Industry Employment (February 2020). Data reported by claim date.

Our Economy

Sales by Retailers

Year-over-year % Change in Taxable Sales by Month

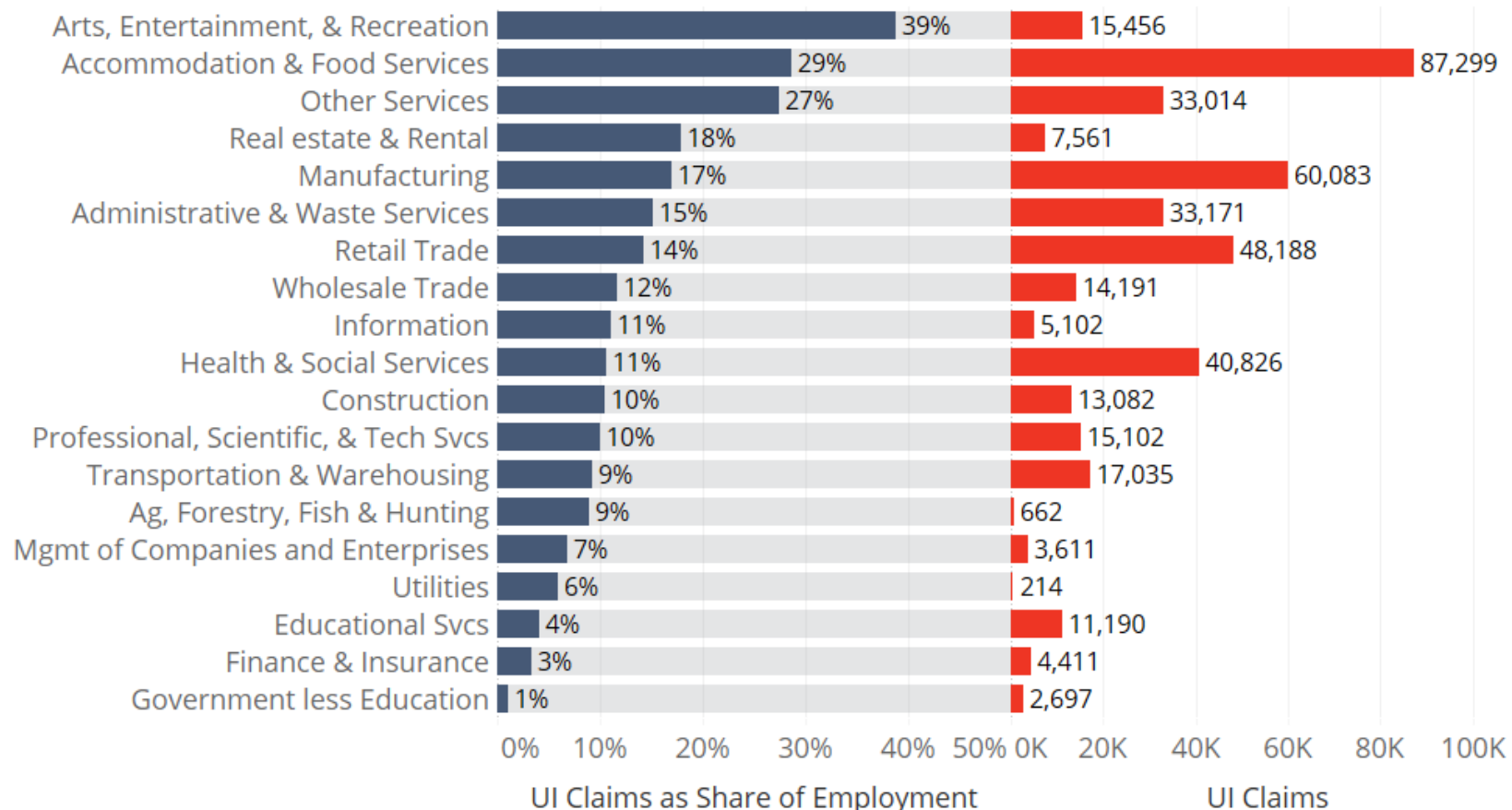


Source: Tennessee Department of Revenue, Sales Tax Collections (1/2019-4-2019).

Our Economy

Share of Tennessee Jobs Impacted by Sector

Unemployment Insurance (UI) claims as a share (%) of sector employment

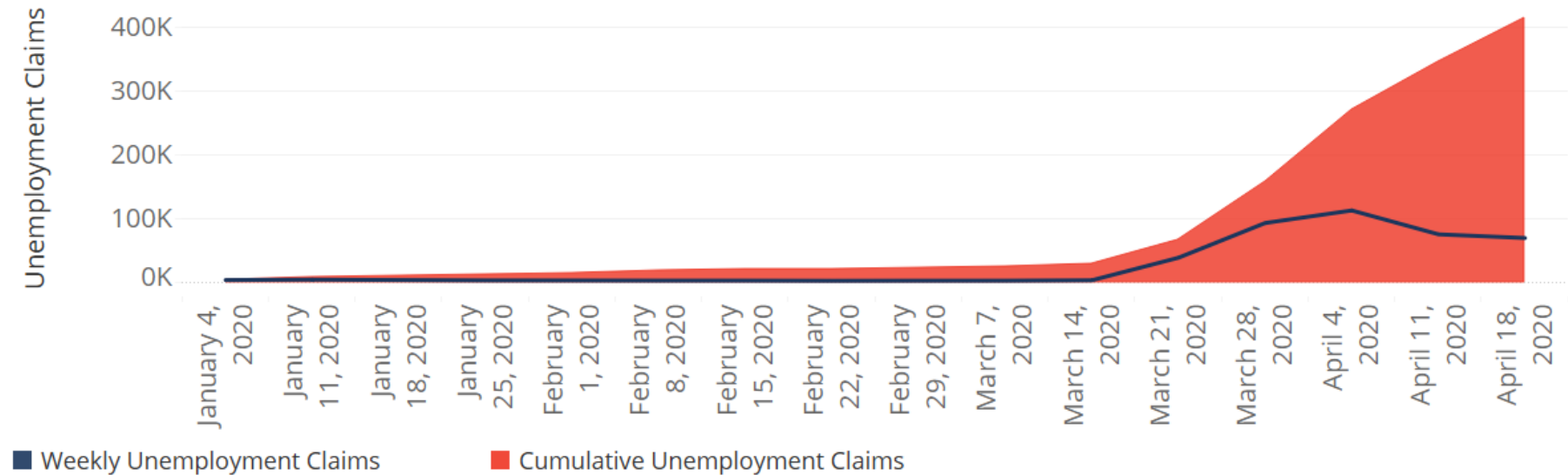


Source: Tennessee Department of Labor & Workforce Development, Initial Unemployment Insurance Claims (3/1/20 - 4/18/20) and Industry Employment (March 2020). Data reported by week ending.

Our Economy

Unemployment Claims over Time

Weekly total and cumulative total unemployment claims



Source: United States Department of Labor, Weekly Unemployment Insurance Claims (1/4/20-4/18/20). Data reported by week ending.

A photograph of two chefs in a kitchen, both wearing white chef hats, white chef coats, and white face masks. They are also wearing white gloves. The chef on the right is holding a small metal pot and appears to be pouring something into it. The chef on the left is looking down at something in their hands. In the foreground, there is a white plate with some food on it, and a red cutting board with several lemons and other fruits. The background shows a kitchen with stainless steel equipment and a tiled wall. The entire image has a blue tint.

GUIDELINES

Restaurants

Restaurant Guidelines

It is vitally important to both the state's economy and the food supply chain that restaurants are allowed to begin some operations and put employees back to work. The State of Tennessee recommends the following best practices for restaurants at this time.

Protecting Employees

- Wear face coverings and gloves
- Report any symptoms of illness to supervisor
- Follow daily sanitation protocols

Protecting Customers

- Limit occupancy to 50% of seating capacity
- Space tables 6 feet apart
- Limit seating to 6 per table
- Use social distancing standards in waiting areas
- Keep bar areas closed
- No live music
- Screen customers with basic questions about COVID-19 symptoms

Restaurant Guidelines

Restaurant owners and managers should take additional steps to maintain heightened sanitation standards during this time particularly as it pertains to high-touch surfaces used by multiple customers and employees.

Business Operations

- Sanitize all front-of-house contact surfaces every two hours
- Use disposable menus or sanitize menus between each use
- Use rolled silverware/napkins stored in sealed bins
- Sanitize chairs and all tabletop items after each table turn
- Do not offer self-serve buffets, shared condiments, or beverage station re-use
- Provide ServSafe COVID-19 training for all food handlers



GUIDELINES

Retail

Retail Guidelines

Tennessee retailers are a trusted and important source of goods for our residents as well as a major employer base. The State of Tennessee recommends the following best practices for retail stores at this time.

Protecting Employees

- Wear dedicated cloth face coverings, gloves, and other personal protection items as recommended by the CDC
- Report any symptoms of illness to supervisor
- Provide training on personal protective equipment based on CDC guidelines
- Sanitize hands with soap and/or hand sanitizer
- Stagger shifts, breaks, and meals to maintain social distancing

Protecting Customers

- Limit customer occupancy to 50% of store capacity
- Customers should wear face coverings inside stores
- Consider shopping hours for the elderly, medically vulnerable, and health care workers
- Establish one-way aisles and traffic patterns for social distancing
- Increase curbside, pickup, and delivery service options
- Prompt customers regarding the importance of social distancing

Retail Guidelines

Business Operations

- Establish enhanced cleaning protocols that follow CDC guidelines
- Designate separate entrances and exits
- Use plastic shields or barriers at checkout between the customer and clerk
- Adjust store hours to allow time for enhanced cleaning
- Prohibit the use of reusable bags
- Suspend “self-service” food stations and dining areas
- Suspend the sampling of food and personal hygiene products
- Management-level employees should monitor compliance
- Add social distancing “reminder” signage and announcements